

Football Officials Roundtable

BROOKINGS, SD MARCH 29, 2025



State of Football Officiating in SD

- ▶ SDHSAA Promoting Consistency and Professionalism
 - ▶ Continuing On field Observation Program
 - ▶ Improving Jamboree and Region Meeting Curriculum
 - ▶ Video Training on SDHSAA website
 - ▶ New - Video/HUDL Observation Program in 2024
 - ▶ New - Football Officials Captain Program in 2024
 - ▶ Recruitment and Retention



Philosophies of Officiating

- ▶ OUR FIRST AND TOP PRIORITY IS RISK MINUMIZATION = SAFETY
- ▶ We are there to manage and administer the game
- ▶ Preventive Officiating
- ▶ When in question on foul = no flag
- ▶ When in question regarding safety foul = flag
- ▶ Advantage – Disadvantage

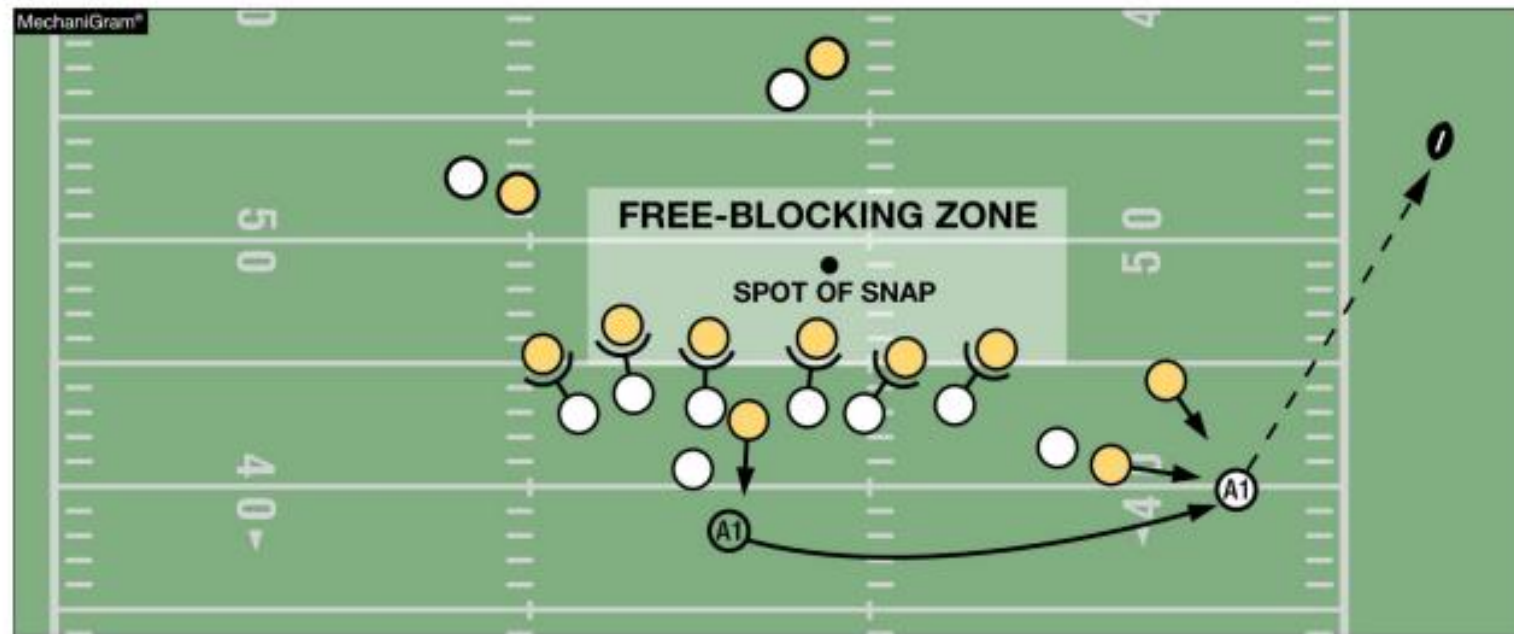


2025 NFHS Rule Changes

- ▶ A new exception was added to Rule 4-3-1 regarding when a loose ball goes out of bounds. Previously, the out-of-bounds spot was the yard line where the foremost point of the ball crossed the sideline. Now, when a **forward fumble** goes out of bounds or is ruled out of bounds between the goal lines, the ball shall be returned to the spot of the fumble.



INTENTIONAL GROUNDING RULE 7-5-2d EXCEPTION 2. (NEW), TABLE 7-5-2, TABLE 7-5

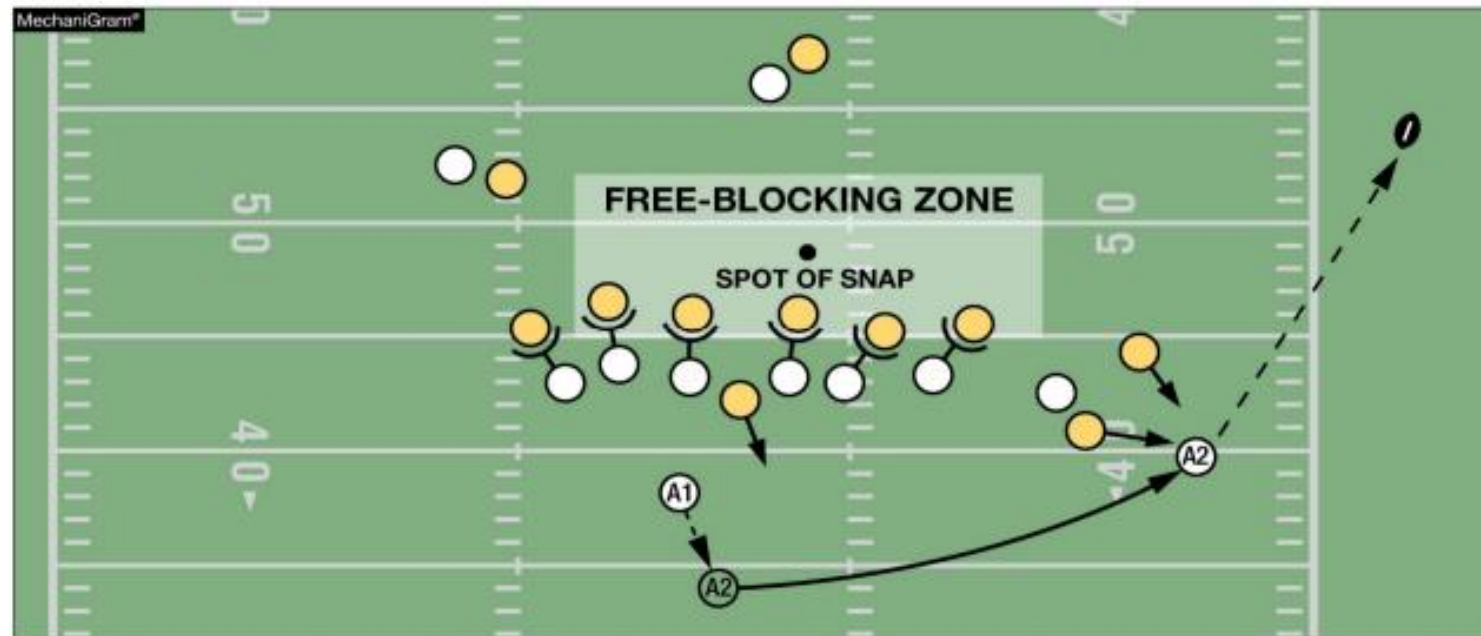


It is legal for a player to conserve yardage by intentionally throwing an incomplete forward pass if the passer has been beyond the lateral boundary of the free-blocking zone as established at the snap; and the pass reaches the neutral zone, including the extension beyond the sideline.

Rule Change 2024

**RULE 7-5-2d EXCEPTION 2a, c (NEW), TABLE 7-5-2 d EXCEPTION 2a, c (NEW),
TABLE 7-5 (1) d EXCEPTION 2a, c (NEW)**

INTENTIONAL GROUNDING EXCEPTION



This is a foul for intentional grounding since A2 is the second player to possess the ball. Only the player who possessed the ball after the snap ends may take advantage of the intentional grounding exception.

Intentional Grounding Video

- ▶ <https://www.youtube.com/watch?v=LkvZnVPxRX8>
- ▶ <https://www.youtube.com/watch?v=0kHPqVz27m0>
- ▶ <https://www.youtube.com/watch?v=-Nu4e-P2LVc>



“Tush Push”

Points of Emphasis

HELPING THE RUNNER

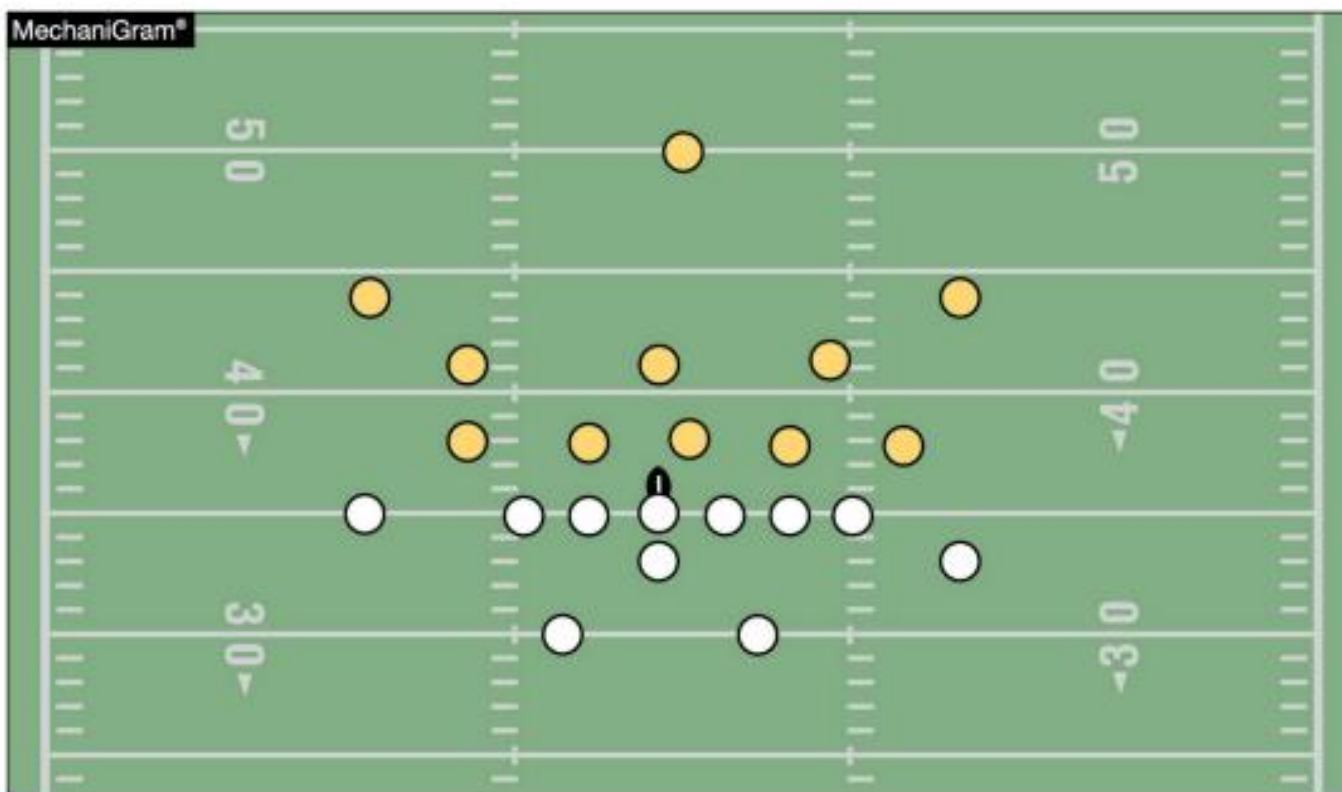
Rule changes have been made at higher levels allowing offensive teams to pile in behind and directly push the runner. Similar plays are trickling down to the high school level. Allowing teams to help the runner by illegal techniques swings the balance heavily in favor of the offense. Pushing the pile is legal; direct contact and pushing, pulling, lifting of the runner is not.



Tush Push Video

► <https://www.sdhsaa.com/football-training-videos/>

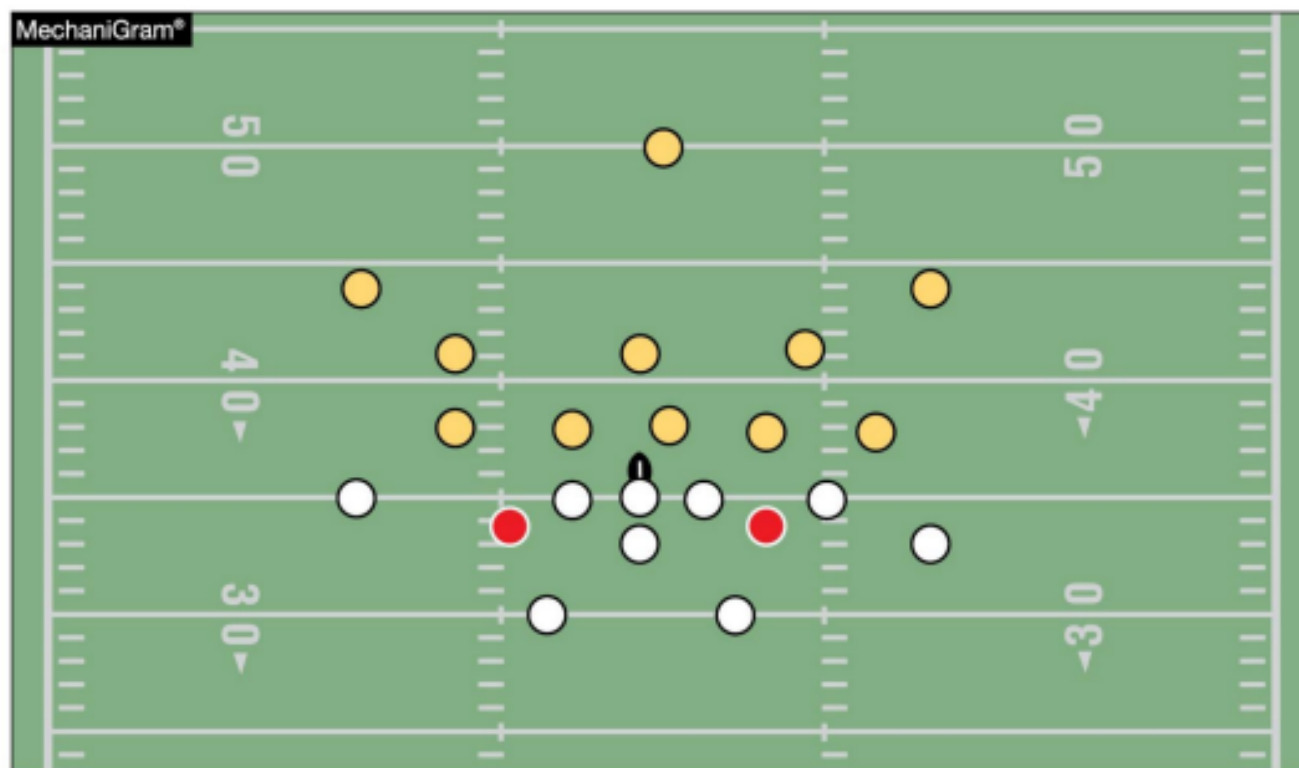
FORMATIONS



LEGAL

A legal formation has no more than four players in the backfield. A back is any A player who has no part of his body breaking the plane of an imaginary line drawn parallel to the line of scrimmage through the waist of the nearest teammate who is legally on the line, except for the player under the snapper, who is also considered a back.

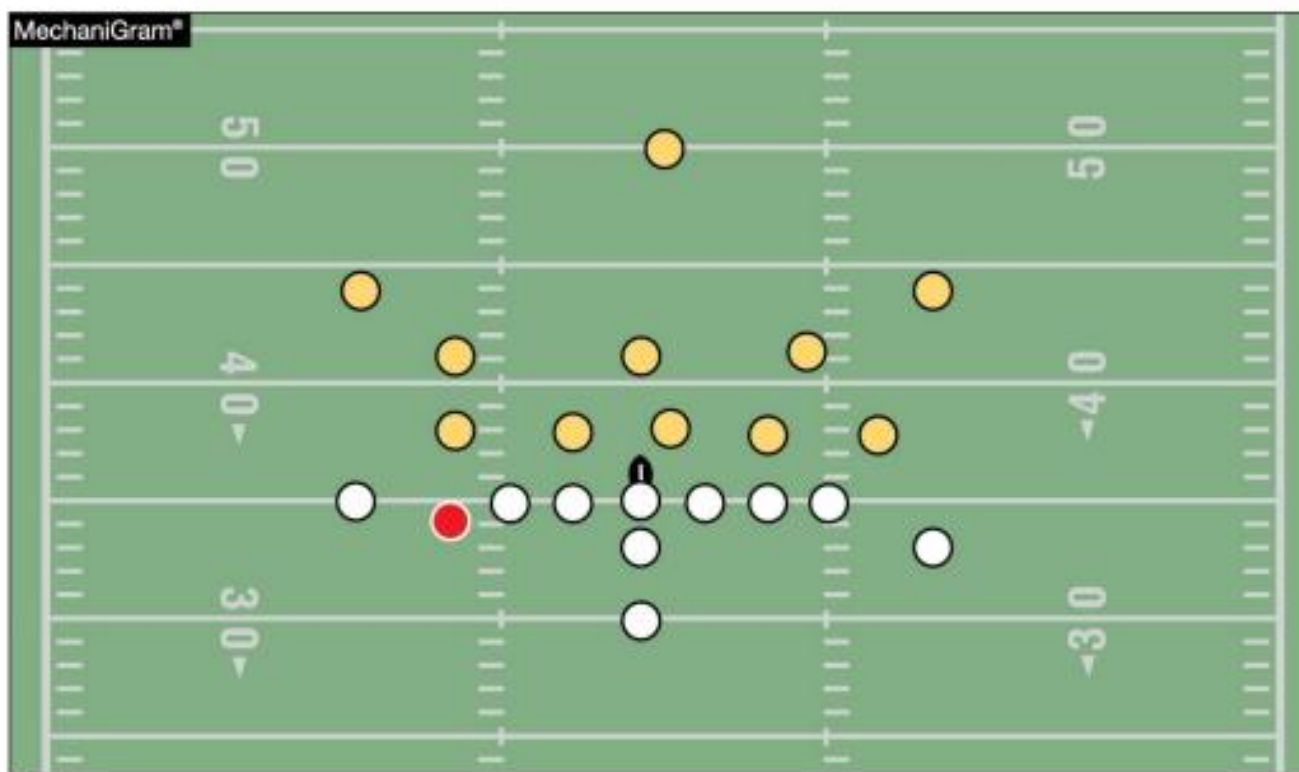
FORMATIONS



ILLEGAL - TACKLES OFF THE LINE

Linemen are legally on the line of scrimmage when they face their opponent's goal line and have head or foot breaking the imaginary plane through the waist of the snapper. It has become fairly common to see guards or tackles line up a yard or two off the ball to aid in pass blocking or pulling.

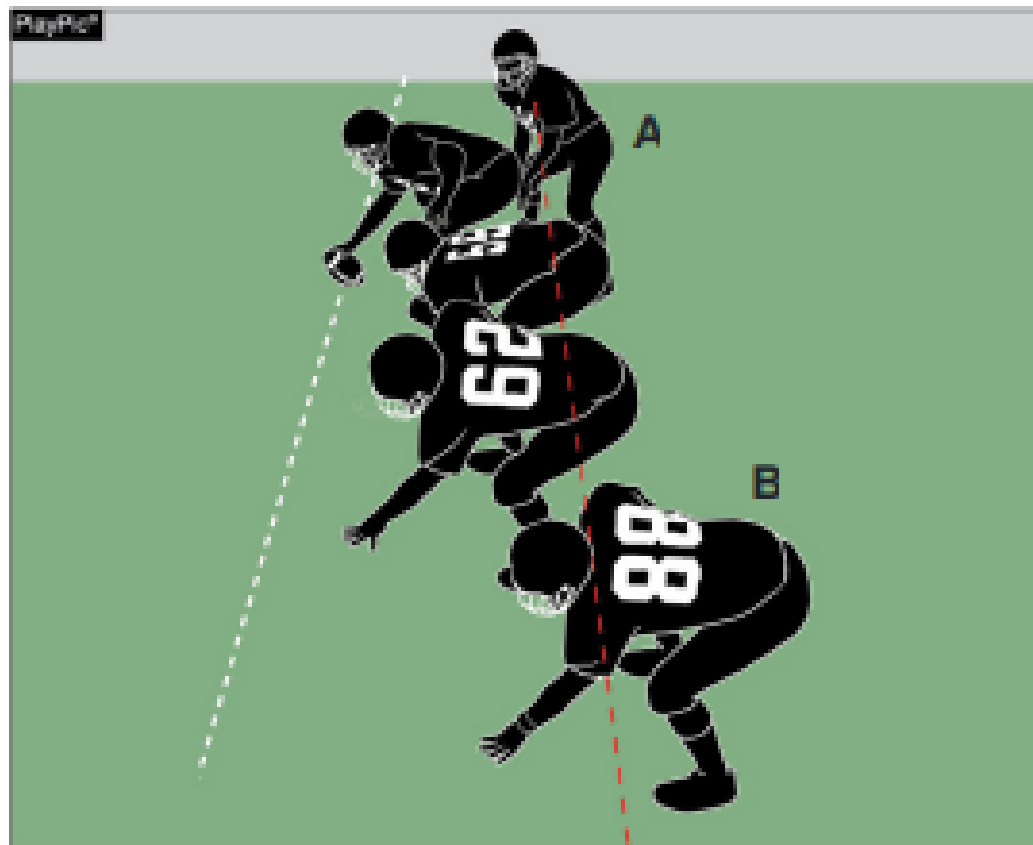
FORMATIONS



ILLEGAL - PLAYER NEITHER A LINEMAN NOR A BACK

If an offensive player lines up by intersecting the waistline of the tackle, but not the center, Team A has committed an illegal formation foul because all Team A players must be a lineman or back. Receivers who wish to line up as a back should have “daylight” between the rear end of the nearest lineman and their nearest body part.

LINE OF SCRIMMAGE FORMATION



Only one player may not be on the line but still penetrate the vertical plane through the waistline of his nearest teammate who is on the line. This player (A) must be in position to receive a hand-to-hand snap, but does not have to actually receive it. By rule, he is the only player allowed to be positioned in “no man’s land” at the snap. All other players not on the line must be clearly positioned as backs. The player marked (B) is in an illegal position.

Formation Videos

- ▶ <https://www.youtube.com/watch?v=6bwDk7AUFTw>
- ▶ <https://www.youtube.com/watch?v=PGXMWoRawNg>
- ▶ <https://www.youtube.com/watch?v=SgshMoyAZnM>

Contact with an Eligible Receiver

Re-routing a Receiver – Potential Blocker Rule

Rule 9-2-3(d)

- ▶ Illegal Use of Hands and Holding
- ▶ A defensive player shall not:
 - ▶ Contact an eligible receiver who is no longer a potential blocker.

Case Book Play 9-2-3

- ▶ A defender may contact an eligible receiver beyond the NZ **before** the pass is in flight provided receiver is still a potential blocker.
- ▶ Contact may be a block or warding off the opponent who is attempting to block by pushing or pulling.
- ▶ However, if receiver **is not** attempting to block **or** has gone past the YL occupied by defender **or** is moving away, it is illegal to use hands in the manner described.

Re-routing Receiver Video

► <https://www.youtube.com/watch?v=DJCxXKw4VPY>



Safety: Defenseless Player 2-32-16

- ▶ A defenseless player is a player who, because of his physical position and focus of concentration, is especially vulnerable to injury. A player who initiates contact against a defenseless player is responsible for making legal contact. **When in question, a player is defenseless**.
- ▶ Passer
- ▶ Receiver attempting to catch a pass
- ▶ Intended receiver or player attempting to intercept a pass
 - ▶ Forcible contact by an opponent against a receiver **must** be
 - ▶ Incidental to making a play on the ball
 - ▶ Initiated with open hands or
 - ▶ An attempt to wrap tackle

9-4-3(g)

No player shall:

Make contact, with an opponent, **including a defenseless player** which is deemed unnecessary or excessive and which incites roughness

Safety: Defenseless Player 2-32-16

- ▶ Runner in the grasp and forward progress is stopped
- ▶ Kick returner – no time to protect and not become a runner
- ▶ Player on ground or obviously out of the play
- ▶ Player who receives an blindside block with forceful contact initiated with open hands.

9-4-3(g)

No player shall:

Make contact, with an opponent, **including a defenseless player** which is deemed unnecessary or excessive and which incites roughness



Defenseless Player Video

- ▶ <https://www.sdhsaa.com/football-training-videos/?playlist=9708f36&video=5f5918b>
- ▶ <https://www.youtube.com/watch?v=2FbmR2tDtko>
- ▶ <https://www.youtube.com/watch?v=jpvnu5lqSuQ>



Safety: Targeting 2-20-2

- ▶ Targeting is an act by any player who takes aim and initiates contact against any opponent above the shoulders with the helmet, forearm, hand, fist, elbow or shoulder.
- ▶ Indicators of targeting: crouch, launch, leading with helmet, lowering head before contact. **No attempt to wrap tackle.**

2-16-2 (c): **Flagrant** - a foul so severe or extreme that it places an opponent in danger of serious injury, and/or involves violations that are extremely or persistently vulgar or abusive conduct.

Targeting and Flagrant Fouls Video

- ▶ <https://www.sdhsaa.com/football-training-videos/?playlist=9708f36&video=8ffe2a6>
- ▶ https://www.youtube.com/watch?v=Cy_Mi5-fYDM
- ▶ <https://www.youtube.com/watch?v=szB-G7ccDko>
- ▶ <https://www.youtube.com/watch?v=K8u1cEMvj8Y>

Safety: Blindside Block NFHS 2-3-10

- ▶ A blindside block is a block against an opponent other than a runner, who does not see the blocker approaching
- ▶ 9-4-3n
- ▶ No player shall execute a blindside block outside of the free blocking zone with forceful contact unless it is with open hands
- ▶ A player receiving a blindside block is defined as a defenseless player per 2-32-16.



Blindside Block Video

- ▶ <https://www.youtube.com/watch?v=PQyMFk8dTWE>
- ▶ <https://www.youtube.com/watch?v=imcSvqdxO4c>
- ▶ <https://www.youtube.com/watch?v=0pw1ZGl3n44>
- ▶ <https://www.youtube.com/watch?v=aoDHes4lDdo>

Safety: Sideline Management

Stay out of restricted area during live ball

Paint a secondary line in Team Box as a get back line. Turf fields may have a soccer line

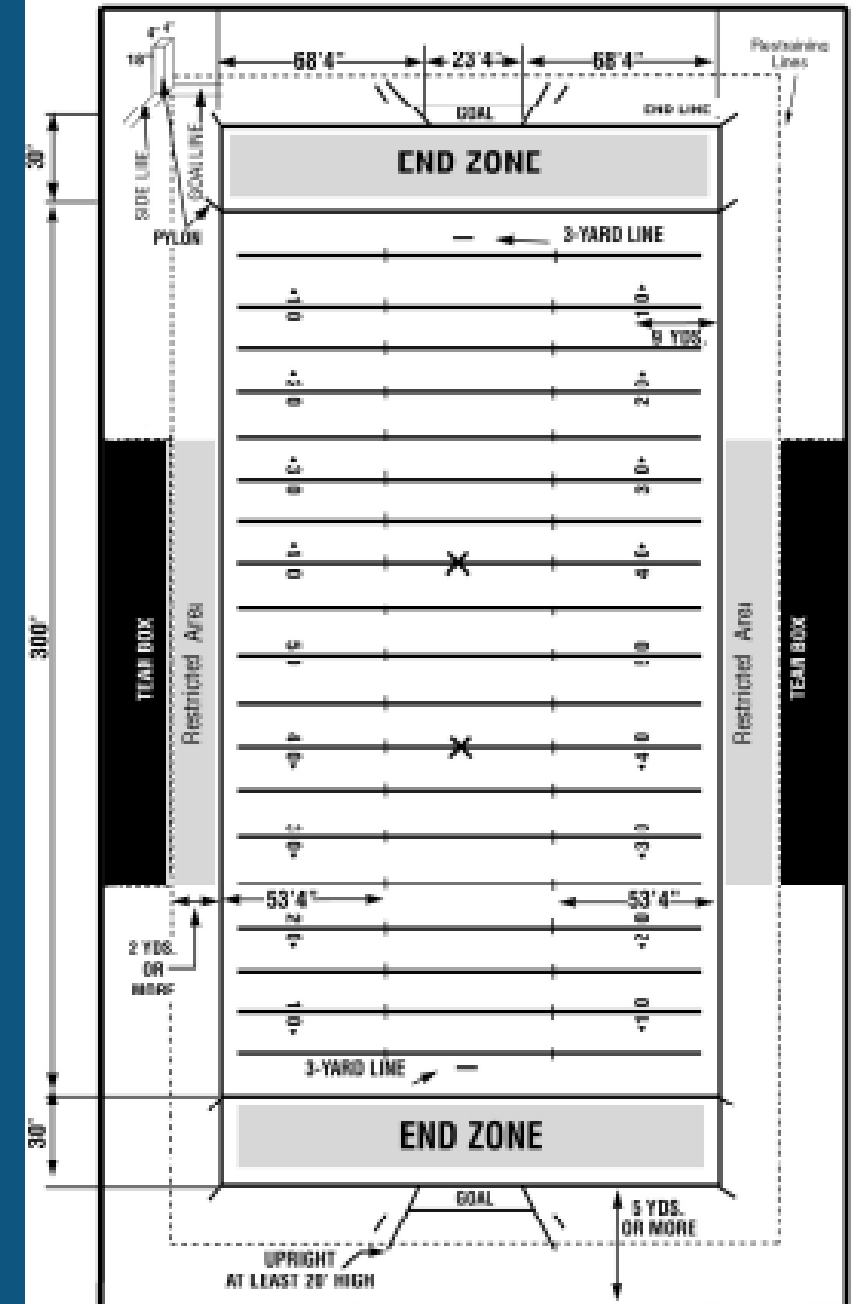
Coaches give yourself room to work

Assign a “get back” coach

Give the chain crew room to work

Sideline Warning: We coach officials to use them. The first one is “free”, no penalty

Any physical contact between an official and a team member in restricted area during a live ball is 15 yards – No warning!



Recruiting Officials

- Ask a middle school or non-varsity football player to join the officiating crew. Coaching staff can choose in a variety of ways. Involved in pre-game, meet the officials, coin toss
- Have 1 JV game in a season that is played later in the day to allow area varsity officials to come work the game or mentor the newer officials.
- Teams should ask local officials to come to practices & scrimmages to talk to the players
- Attend a local region meeting of officials
- Offer a program at school on officiating



Graduation to the Gridiron Scholarship Program



Coaches,

You identify and develop talent every day on the field. We need your help identifying the next generation of officiating talent! Who have you coached that would make a great official?

The Sioux Empire Football Officials Clinic excited to announce a new scholarship program to attend our clinic in Sioux Falls, **June 23-24, 2025**, free of charge. This is a \$150.00 value. The clinic is held in conjunction with the Augustana Team Camp.

Those eligible for the scholarship are South Dakota high school students, recent graduates and their parent/guardian.

The purpose of the *Graduation to the Gridiron Program* is to recruit new officials and to provide an opportunity to try officiating in a ZERO stress environment.

Please pass this invitation to your current and former players and their parents.

The clinic consists of:

- New officials track
- Classroom instruction with NFL and D1 officials
- Breakout video sessions
- Officiating live scrimmages
- Opportunity to have fun and meet the officiating community

More information about the clinic is here: <https://siouxempirefootballofficials.com>

Apply by emailing an expression of interest to toddmlandsman@gmail.com and tpenisten@sio.midco.net

Deadline to apply is **June 1, 2025**.

Thank you for your consideration of this exciting possibility.

Todd Landsman & Tom Penisten

Sioux Empire Football Officials Clinic Board Members

SDHSAA Football Officials Captains & Region 3 Coordinators

Offensive Holding

9-2-1 An offensive player (except the runner) shall not:

Use his hands, arms or legs to hook, lock, clamp, grasp, encircle or hold in an effort to restrain an opponent.

Philosophy

- ▶ Material restriction must effect the play
- ▶ Defender must have clear opportunity to make play near point of attack
- ▶ Or defender lost opportunity to get near point of attack

Categories

- ▶ Grab & Restrict
- ▶ Hook & Restrict/Arm bar
- ▶ Jerk & Restrict
- ▶ Take Down
- ▶ Tackle
- ▶ Reverse Take Down/Pull Over

We are looking for beat feet = you cheat, lost step, shoulder dip, jersey stretch, grasping outside of frame, defender turned etc.

Our Goal: Make it Be There. Make it Big. See it on Video!



Holding Video

- ▶ <https://www.sdhsaa.com/football-training-videos/?playlist=9708f36&video=a9fd584>

Pass Interference 7-5-10: Both Offense and Defense have an equal right to move toward, catch or bat a forward pass

Defensive

- ▶ Not playing the ball & early contact
- ▶ Playing Through the Back
- ▶ Grab and Restrict
- ▶ Arm Bar
- ▶ Cutting Off Route
- ▶ Hook & Turn
- ▶ Face Guarding – No longer a foul

Offensive

- ▶ Pushing Off Creating Separation
- ▶ Playing Through back of a Defender Who Established Position
- ▶ Blocking Downfield or Pick on a Pass that Crosses the Line of Scrimmage

Our Goal: Make it Be There. Make it Big. See it on Video!



Pass Interference Video

- ▶ <https://www.sdhsaa.com/football-training-videos/?playlist=9708f36&video=3f05486>



Open Discussion

- ▶ How can we better serve our student-athletes?
- ▶ How do we get better?
- ▶ Ideas for Jamboree and Region Meeting Training?
- ▶ Recruiting and Retention Ideas
- ▶ Other questions & concerns

